


# Porsche

## PAS (Alarm) Module Removal

**WARNING!** The car battery must be DISCONNECTED BEFORE removal of the alarm module. Failure to do so will set off the airbag light in the console. (It is easier to unbolt the seat before disconnecting the battery to be able to move it back and forth making access to the 4 bolts much easier)


1. To access the alarm module the driver's seat needs to be removed. The seat is secured by 4 bolts on the seat runners: 2 in front and 2 in back. The 2 bolts in the front have a simple plastic cover on them that can be removed with a flathead screwdriver




2. Remove the 4 reverse head torx bolts. A 10mm ratchet works just fine.



3. The car battery is in the trunk (front) of the car closest to the dash underneath a plastic cover. Disconnect the negative cable to the battery to turn off power




4. Lift the seat up and rest it on the small back seat. The alarm module should now be exposed



5. To release the module remove the plastic phillips head screw on the left side of the module



6. Remove the black and blue connectors and the black antenna wire



7. FINISHED!